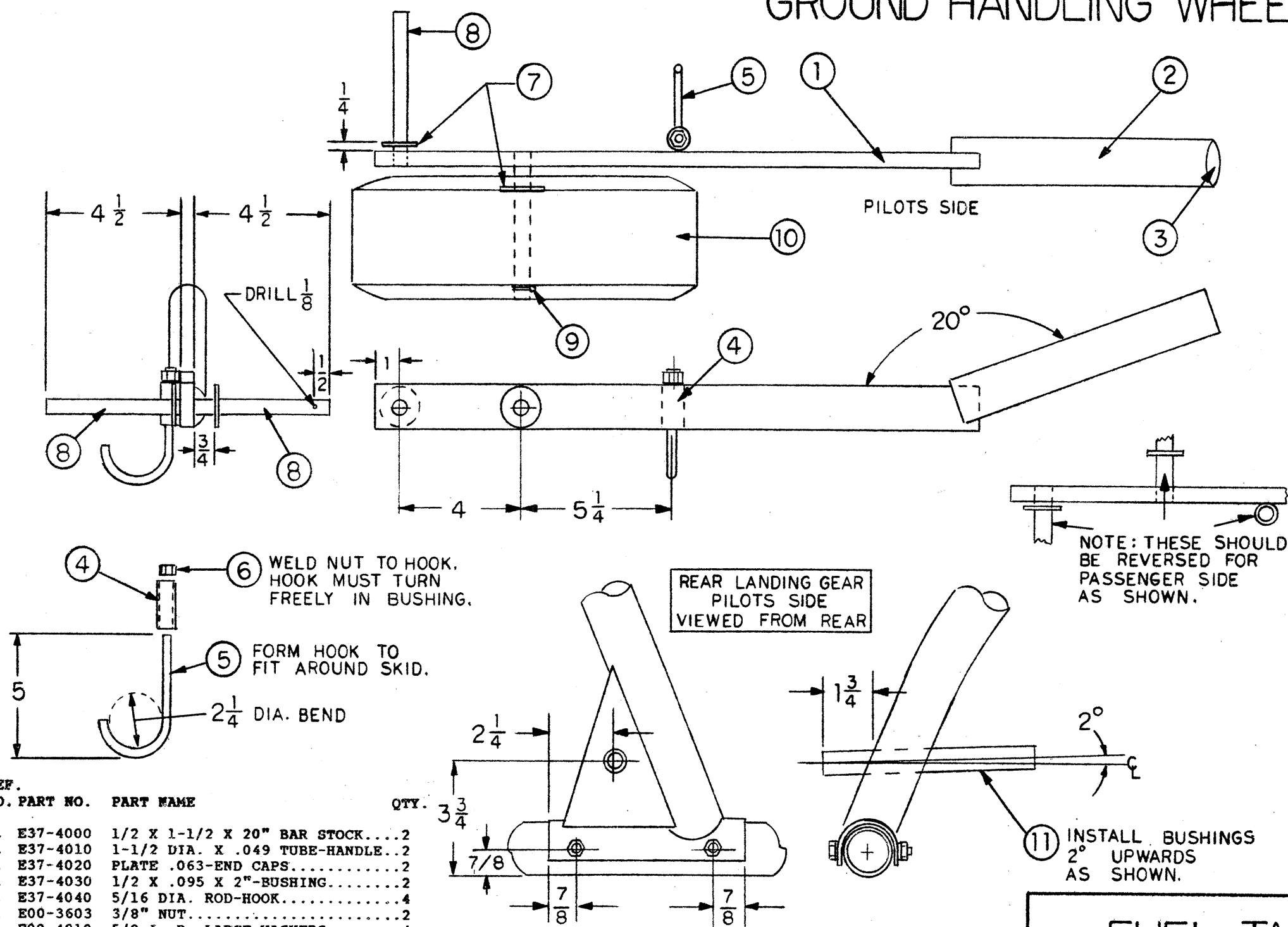


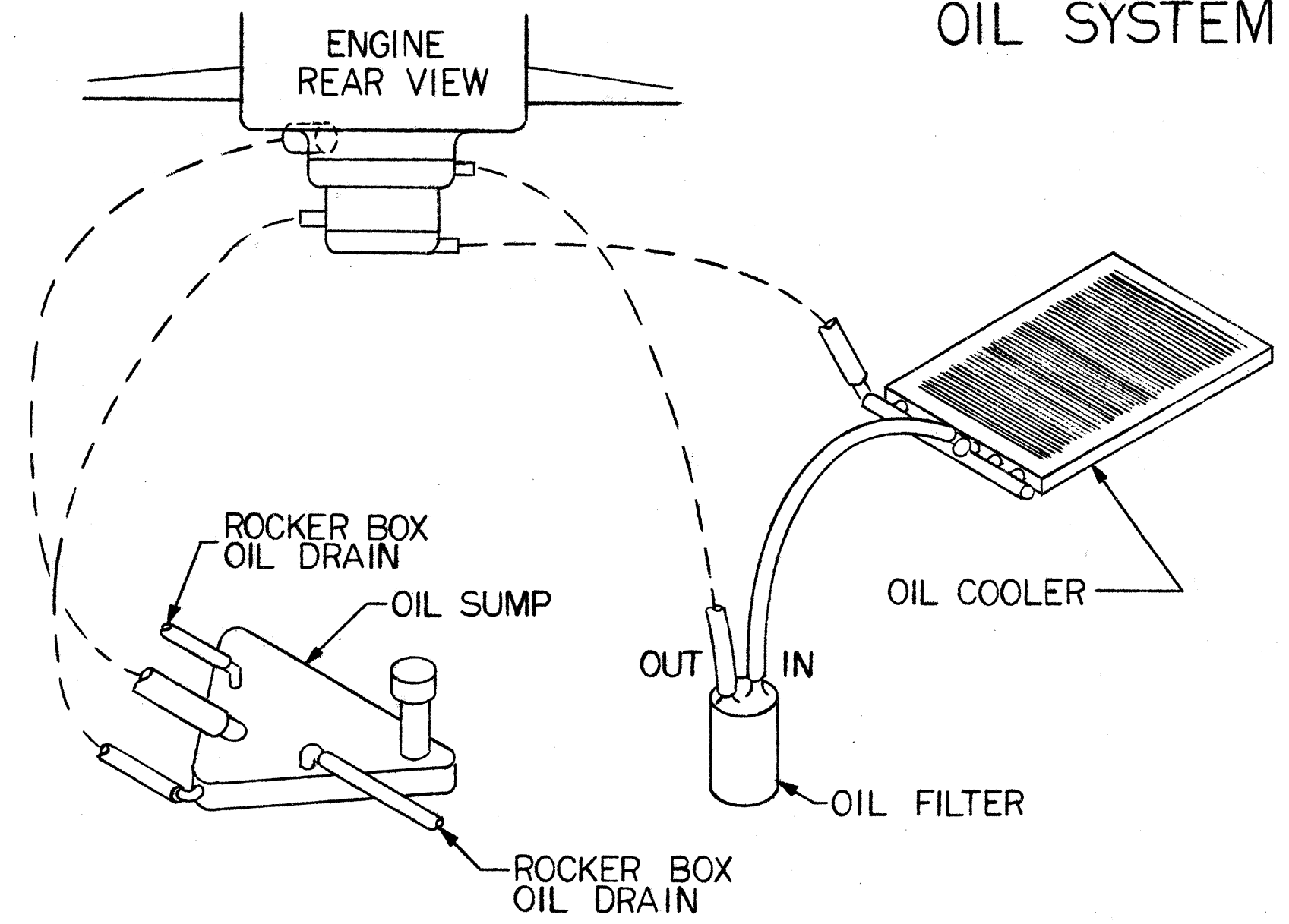
# GROUND HANDLING WHEELS



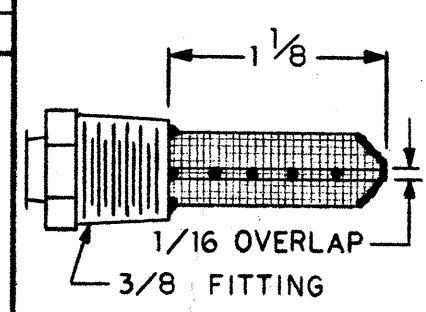
REF. NO.	PART NO.	PART NAME	QTY.
1.	E37-4000	1/2 X 1-1/2 X 20" BAR STOCK	2
2.	E37-4010	1-1/2 DIA. X .049 TUBE-HANDLE	2
3.	E37-4020	PLATE .063-END CAPS	2
4.	E37-4030	1/2 X .095 X 2" BUSHING	2
5.	E37-4040	5/16 DIA. ROD-HOOK	4
6.	E00-3603	3/8" NUT	2
7.	E00-4810	5/8 I. D. LARGE WASHERS	4
8.	E37-4070	5/8 DIA. ROD, 5" LONG-AXLES	4
9.	E00-5001	1/8 X 3/4 COTTER PIN	2
10.	E37-4090	WHEELS	2
11.	E37-4100	3/4 X 6-1/2 X .049-BUSHING	2

6-28-91 REVISION 1: ADD HOOK DIMENSIONS

# OIL SYSTEM



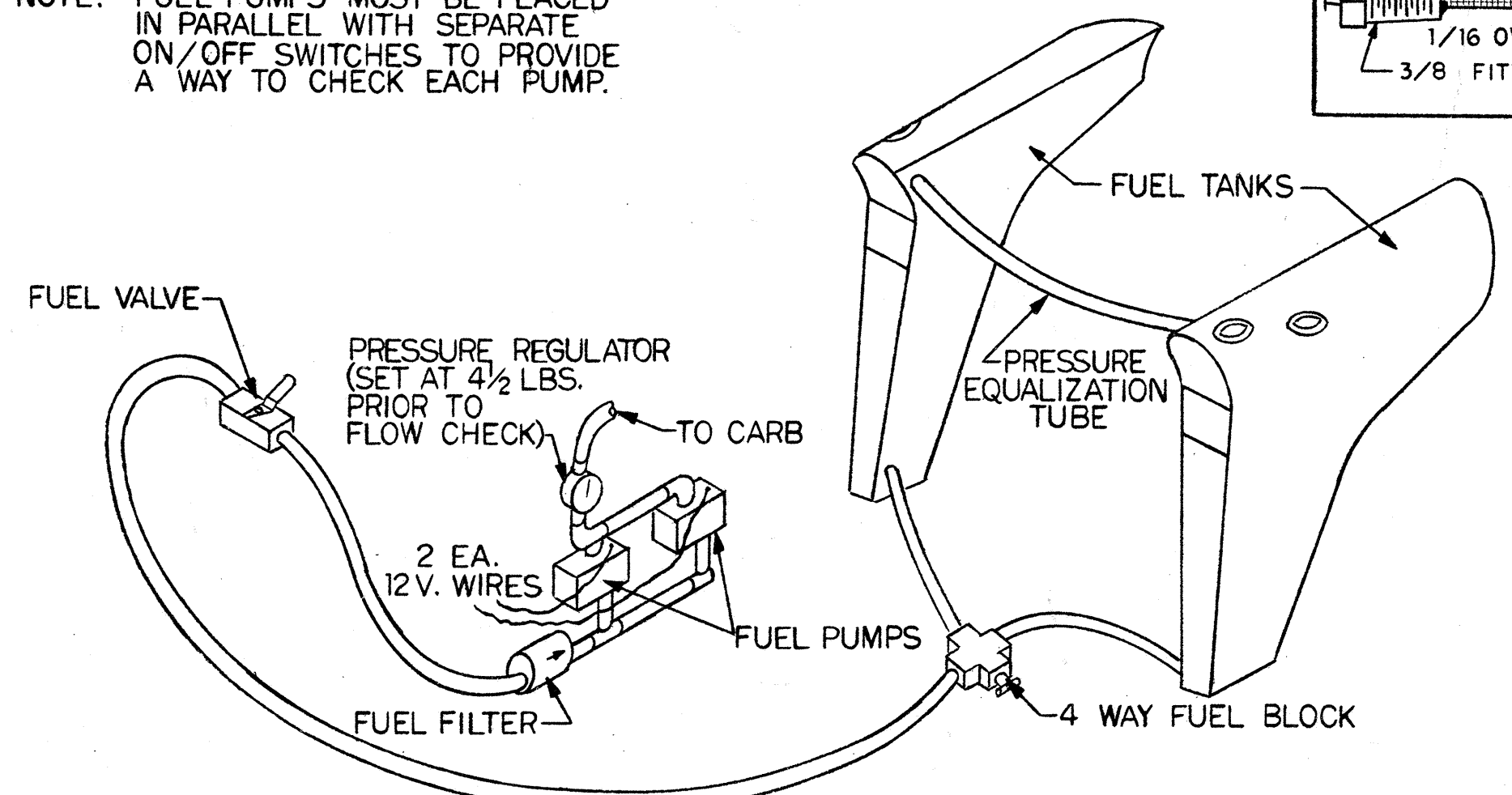
# FUEL TANK STRAINER



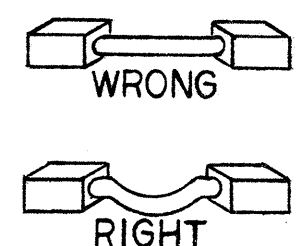
- CUT SCREEN TO 1 3/8 X 1 3/8.
- ROLL TIGHTLY AROUND 3/8 ROD, TACK SOLDER SEAM 4 PLCS.
- PINCH ONE END FLAT, CUT OFF EXPANDED SIDES, SOLDER END SHUT.
- INSERT INTO FITTING AND TACK SOLDER 4 PLCS.

# FUEL SYSTEM

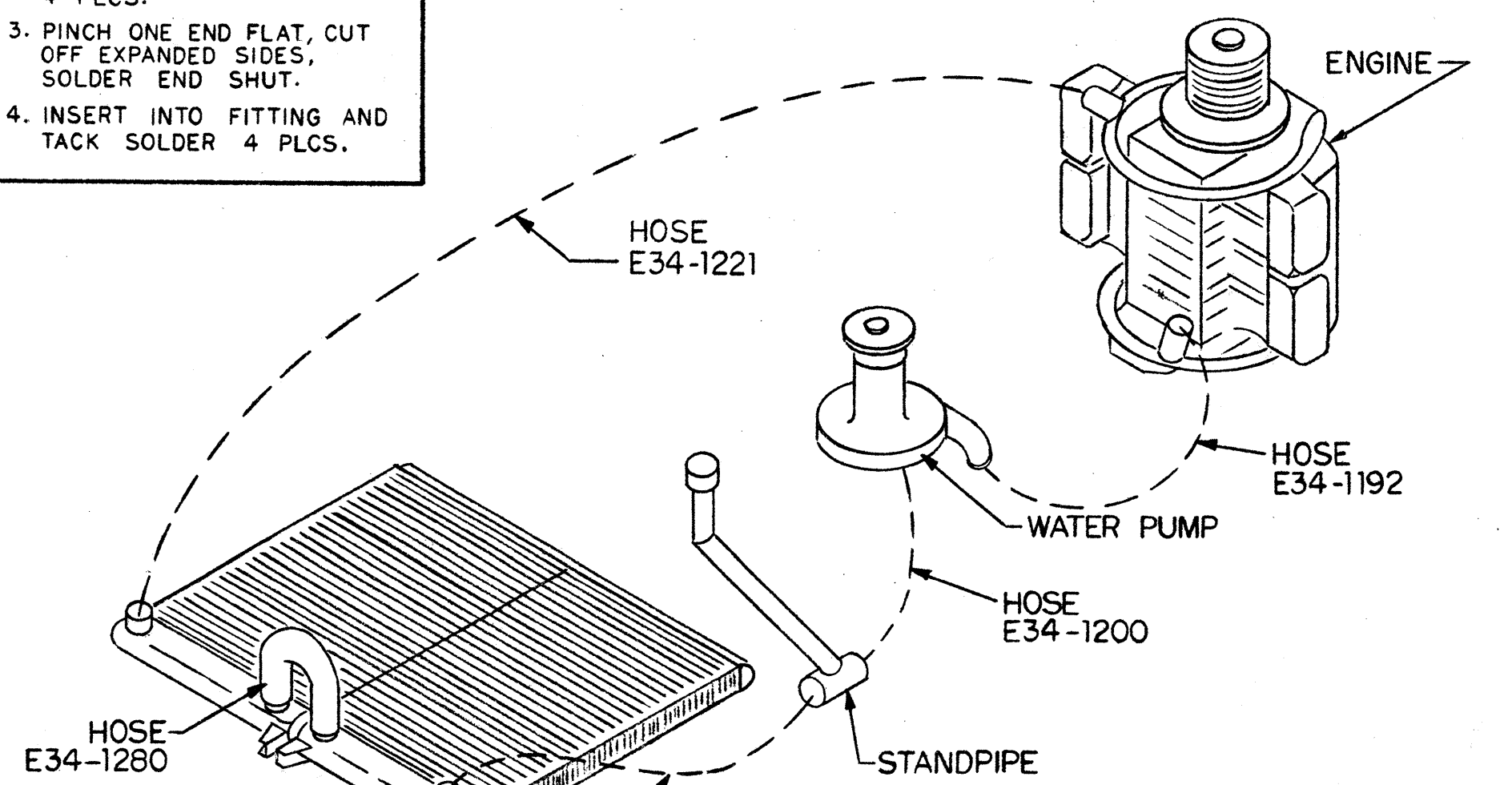
NOTE: FUEL PUMPS MUST BE PLACED IN PARALLEL WITH SEPARATE ON/OFF SWITCHES TO PROVIDE A WAY TO CHECK EACH PUMP.



NOTE: ALL FUEL LINES MUST HAVE A MINIMUM OF 2" OF EXCESS HOSE LENGTH BETWEEN ALL COMPONENTS. THIS PROVIDES FLEXIBILITY AND PREVENTS THE HOSE FROM POSSIBLY PULLING LOOSE FROM A FITTING.  
 WARNING: MASSIVE FUEL SPILLAGE AND EXTREME FIRE HAZARD WILL RESULT IF A FUEL LINE IS PULLED FROM A FITTING.



# COOLING SYSTEM



ROTORWAY INTERNATIONAL  
 PHOENIX, ARIZONA

SCALE: NONE	APPROVED BY: <i>D. R. R. Cooy</i>	DRAWN BY WAR
DATE: 2-1-91		REVISED 6-28-91
GROUND HANDLING WHEELS, OIL, FUEL, AND COOLING SYSTEMS, FUEL TANK STRAINER		
DRAWING NUMBER E37-2000-1		